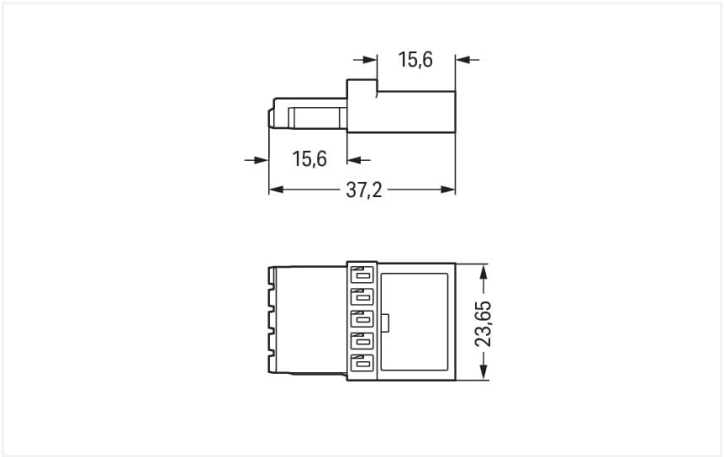




Color: white



Dimensions in mm

Distribution connector *WINSTA*® MINI 5-pole

The *WINSTA*® MINI distribution connector 5-pole allows installation of fine-stranded and solid conductors. Our pluggable installation connectors with spring pressure connection technology work completely without screw connections. They allow flexible, error-free installation in numerous applications. For greater security in electrical installations, the pluggable installation connector is equipped with mechanical protection against mismatching. Thanks to the color coding and mechanical A coding of *WINSTA*® MINI pluggable installation connectors, you can clearly distinguish different circuits. Especially where space is tight, our smallest pluggable connection system, *WINSTA*® MINI, consistently displays its advantageous properties. It saves space, and, thanks to Push-in CAGE CLAMP® spring pressure connection technology, it also saves time, since the connection is low-maintenance and can be performed without screw connections.

WINSTA® MINI solutions for your electrical installation – protected against mismatching and maintenance-free

The *WINSTA*® Pluggable Connection System allows pluggable electrical installation. This saves time, lowers costs, and reduces the need for servicing. Choose quality and durability – with protection type IP20 from WAGO makes the electrical installation of electrical components significantly easier.

- effective protection against mismatching
- compact design for conductors with a cross-section up to 1.5 mm²
- with A coding for use in many general mains applications
- flexible installation to save space
- quick replacement of defective units during ongoing operation

Notes	
Note	At least one snap-in connector WITHOUT a locking lever is required on one side when connecting two lights directly via intermediate coupler.

Electrical data							
Ratings per		IEC/EN 60664-1		Approvals per		UL 1977	
Overvoltage category		III	III	II	Rated voltage	600 V	
Pollution degree		3	2	2	Rated current	12 A	
Nominal voltage		400 V	-	-			
Rated surge voltage		6 kV	-	-			
Rated current		13 A	-	-			



General information	
Note on contact resistance	approx. 1 mΩ of contact resistance approx. 0.25 mΩ contact transition plug/ socket

Connection data		
Total number of potentials	5	
		Connection 1
		Pole number 5

Physical data	
Pin spacing	4.4 mm / 0.173 inches
Width	23.65 mm / 0.931 inches
Height	10.5 mm / 0.413 inches
Depth	37.2 mm / 1.465 inches

Mechanical data	
Application	General mains applications
Coding	A
Variable coding	No
Marking	plain
Mating force of a plug-in connection	Approx. 20 ... 70 N (depending on pole number)
Retention force of a plug-in connection	When locked: > 80 N
Unmating force of a plug-in connection	Unlocked: approx. 20 ... 70 N (depending on pole number)
Number of mating cycles	200, without resistive load
Type of distribution box	Intermediate coupler
Protection type	IP20; IP40 when mated

Plug-in connection	
Mismating protection	Yes
Note on mismating protection	All <i>WINSTA</i> ® components are 100% protected against mismating when: a.) plugging different numbers of poles b.) plugging while rotated 180 c.) plugging while laterally staggered d.) plugging one pole
Locking lever	No
Locking of plug-in connection	Locking lever
Note on locking system	All connectors for mounted installations (snap-in versions for lighting fixtures or devices, all types of PCB and distribution connectors) are factory-equipped with locking levers to ensure plugs and sockets are securely locked. Additional locking levers are only required for flying leads (plug/socket).

Material data	
Note (material data)	Information on material specifications can be found here
Color	white
Insulation material	Polyamide (PA66)
Flammability class per UL94	V0
Contact material	Copper or copper alloy; surface-treated
Contact plating	Tin
Fire load	0.094 MJ
Weight	5.8 g




Environmental requirements	
Processing temperature	-5 ... +40 °C
Continuous operating temperature	-35 ... +85 °C
Note on continuous operating temperature	Insulating parts for temperatures ≤ 105 °C




Commercial data	
Product Group	20 (Winsta)
eCl@ss 10.0	27-44-06-03
eCl@ss 9.0	27-44-06-03
ETIM 8.0	EC002567
ETIM 7.0	EC002567
PU (SPU)	50 pcs
Packaging type	Box
Country of origin	PL
GTIN	4050821295464
Customs tariff number	85366990990

Environmental Product Compliance	
RoHS Compliance Status	Compliant, No Exemption

Approvals / Certificates

General approvals		Declarations of conformity and manufacturer's declarations
 		
Approval	Standard	Certificate Name
CCA DEKRA Certification B.V.	EN 61535	71-123231
CCA DEKRA Certification B.V.	IEC 61535	NL-85020
cURus Underwriters Laboratories Inc.	UL 1977	E45171
		EU-Declaration of Confor- mity WAGO GmbH & Co. KG
		UK-Declaration of Confor- mity WAGO GmbH & Co. KG

Approvals for marine applications

  		
Approval	Standard	Certificate Name
ABS American Bureau of Ship- ping	Steel Vessel Rules	19-HG1869855-PDA
DNV GL Det Norske Veritas, Ger- manischer Lloyd	-	TAE00001Z6
LR Lloyds Register	EN 61535	08/20047 (E2)



Downloads

Environmental Product Compliance

Compliance Search			
Environmental Product Compliance 890-655			↓

Documentation

Bid Text			
890-655	19.02.2019	xml 2.71 KB	↓
890-655	30.11.2018	doc 23.00 KB	↓


CAD/CAE-Data

CAD data	
2D/3D Models 890-655	
↓	

CAE data	
WSCAD Universe 890-655	↓
ZUKEN Portal 890-655	↓

Installation Notes

Installation



Secure the mounting plate via pins.