


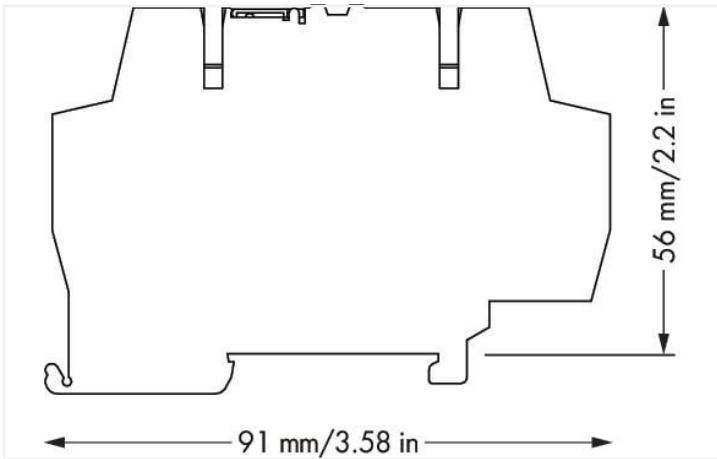
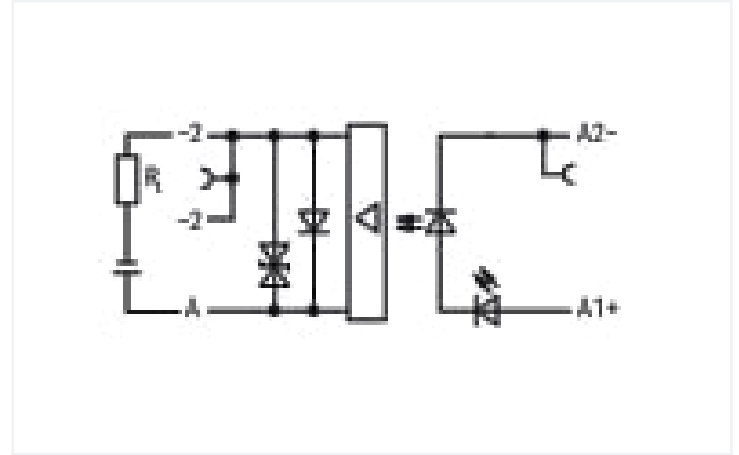
Data Sheet | Item Number: 859-738

Optocoupler module; Nominal input voltage: 5 VDC; Output voltage range: 3 ... 30 VDC; Limiting continuous current: 5 A; 2-wire connection; Red status indicator; Module width: 6 mm; gray

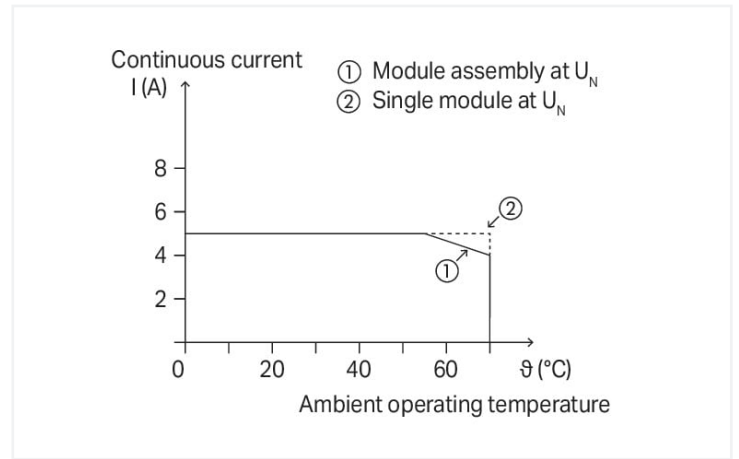
<https://www.wago.com/859-738>



Color: ■ gray



Dimensions in mm



Current-carrying capacity curve

Notes

Note

Optocouplers and solid state relays are designed for use in signal processing networks that are not supplied directly by the low-voltage power supply network.

Technical data

Control circuit

Nominal input voltage U_N	DC 5 V
Input voltage range (low level)	DC 0 ... 2 V
Input voltage range (high level)	DC 4.5 ... 6 V
Nominal input current at U_N	8 mA

Load circuit

Circuit type	2-wire connection
Limiting continuous current	5 A
Peak output current	25 A
Nominal output voltage	DC 24 V
Output voltage range	DC 3 ... 30 V
Voltage drop	≤ 0.2 VDC
Turn-on time	≤ 200 μ s
Turn-off time	≤ 450 μ s
Switching frequency	≤ 100 Hz

Signaling

Status indicator	Red LED
------------------	---------

Safety and protection

Rated Voltage	300 V
Overvoltage category	II
Pollution degree	2
Dielectric strength (control/load circuit) (AC, 1 min)	2.5 kVrms
Insulation type (control/load circuit)	Basic insulation
Insulation type (between adjacent devices of the same type)	Reinforced insulation (safe isolation)
Insulation type (to adjacent devices of different types)	Reinforced insulation (safe isolation)
Protection type	IP20; in connected state or when using 859-525 end plate

Connection data

Connection technology	CAGE CLAMP®
Solid conductor	0.08 ... 2.5 mm ² / 28 ... 14 AWG
Fine-stranded conductor	0.08 ... 2.5 mm ² / 28 ... 14 AWG
Fine-stranded conductor; with insulated ferrule	0.08 ... 1.5 mm ² / 28 ... 16 AWG
Strip length	5 ... 6 mm / 0.2 ... 0.24 inches

Physical data

Width	6 mm / 0.236 inches
Height	91 mm / 3.583 inches
Depth from upper-edge of DIN-rail	56 mm / 2.205 inches

Mechanical data

Mounting type	DIN-35 rail
Mounting position	horizontal (standing/lying); vertical

Material data

Note (material data)	Information on material specifications can be found here
Color	gray
Insulation material (main housing)	Polyamide (PA66)
Material group	I
Flammability class per UL94	V0
Fire load	0.338 MJ
Weight	18.7 g

Environmental requirements

Ambient temperature (operation at U _N)	-25 ... +70 °C
Ambient temperature (storage)	-40 ... +70 °C
Processing temperature	-25 ... +50 °C
Temperature range of connection cable	≥ (T _{ambient} + 20 K)
Relative humidity	5 ... 95 % (no condensation permissible)
Operating altitude (max.)	2000 m

Standards and specifications

Standards/specifications	EN 61010-2-201 EN 61000-6-2 EN 61000-6-3 EN 61373
--------------------------	--

Commercial data

Product Group	6 (INTERFACE ELECTRONIC)
eCl@ss 10.0	27-26-15-03
eCl@ss 9.0	27-26-15-03
ETIM 9.0	EC001504
ETIM 8.0	EC001504
PU (SPU)	10 pcs
Packaging type	Box
Country of origin	DE
GTIN	4055143605359
Customs tariff number	85365005000

Environmental Product Compliance

CAS-No.	1303-86-2 7439-92-1 79-94-7
REACH Candidate List Substance	2,2',6,6'-tetrabromo-4,4'-isopropylidenediphenol Diboron trioxide Lead
RoHS Compliance Status	Compliant,With Exemption
RoHS Exemption	7(a)
SCIP notification number (Austria)	f6f98cb5-393a-4ed3-b182-e0ae03a73739
SCIP notification number (Belgium)	59f16a29-4d42-43f0-a3b9-ffd999ad0f5f
SCIP notification number (Bulgaria)	84bb8a94-0b7a-4834-97a3-614bcd83c4bb
SCIP notification number (Czech Republic)	a3131f20-69b1-42df-a745-43f8f64e2e29
SCIP notification number (Denmark)	78eb2b10-0305-4016-ad47-b26bfa3852ac
SCIP notification number (Finland)	c38f97d2-4df3-474a-807e-2464e763a3b8
SCIP notification number (France)	c8f86971-e035-4aba-8e04-4f127e557c28
SCIP notification number (Germany)	f0051179-1382-4dc1-aff4-e29ab711fe1a
SCIP notification number (Hungary)	4fb85026-e624-4a5d-9f38-12a00fb16a4f
SCIP notification number (Italy)	68211a7b-f698-4b5f-b798-edaecd297a65
SCIP notification number (Netherlands)	2d39234b-82fd-416e-bc44-579b54df273c
SCIP notification number (Poland)	8aaafedc-3287-4ac6-ae32-04800535dd29
SCIP notification number (Romania)	35ec1dfe-5eb3-4435-ae88-2256194a1534
SCIP notification number (Sweden)	f011945a-2bfb-4121-9b31-c9f25cb2c939

Approvals / Certificates

General approvals



Approval	Standard	Certificate Name
EAC GZO Almaty Standart	TP TC 020/2011	EAC CoC 03081

Downloads

Environmental Product Compliance

Compliance Search

Environmental Product Compliance 859-738



Documentation

Bid Text

859-738	19.02.2019	xml 3.78 KB	
859-738	20.02.2019	docx 15.26 KB	

Instruction Leaflet

Relay modules, Opto-coupler modules	V 2.0.0 19.01.2022	pdf 2066.27 KB	
-------------------------------------	-----------------------	-------------------	--

CAD/CAE-Data

CAD data

2D/3D Models 859-738



CAE data

EPLAN Data Portal 859-738	
WSCAD Universe 859-738	
ZUKEN Portal 859-738	

1 Compatible Products

1.1 Optional Accessories

1.1.1 End plate

1.1.1.1 End plate



[Item No.: 859-525](#)

End and intermediate plate; 1 mm thick; gray

1.1.1.2 Intermediate plate



[Item No.: 859-525](#)

End and intermediate plate; 1 mm thick; gray

1.1.2 Ferrule

1.1.2.1 Ferrule



Item No.: 216-321

Ferrule; Sleeve for 0.25 mm² / AWG 24; insulated; electro-tin plated; yellow

Item No.: 216-322

Ferrule; Sleeve for 0.34 mm² / 22 AWG; insulated; electro-tin plated; light turquoise

Item No.: 216-221

Ferrule; Sleeve for 0.5 mm² / 20 AWG; insulated; electro-tin plated; white

Item No.: 216-222

Ferrule; Sleeve for 0.75 mm² / 18 AWG; insulated; electro-tin plated; gray



Item No.: 216-223

Ferrule; Sleeve for 1 mm² / AWG 18; insulated; electro-tin plated; red

Item No.: 216-224

Ferrule; Sleeve for 1.5 mm² / AWG 16; insulated; electro-tin plated; black

1.1.3 Jumper

1.1.3.1 Jumper



Item No.: 859-410/000-006

Jumper; for jumper slot; 10-way; insulated; blue

Item No.: 859-410

Jumper; for jumper slot; 10-way; insulated; light gray

Item No.: 859-410/000-005

Jumper; for jumper slot; 10-way; insulated; red

Item No.: 859-410/000-029

Jumper; for jumper slot; 10-way; insulated; yellow



Item No.: 859-402/000-006

Jumper; for jumper slot; 2-way; insulated; blue

Item No.: 859-402

Jumper; for jumper slot; 2-way; insulated; light gray

Item No.: 859-402/000-005

Jumper; for jumper slot; 2-way; insulated; red

Item No.: 859-402/000-029

Jumper; for jumper slot; 2-way; insulated; yellow



Item No.: 859-403/000-006

Jumper; for jumper slot; 3-way; insulated; blue

Item No.: 859-403

Jumper; for jumper slot; 3-way; insulated; light gray

Item No.: 859-403/000-005

Jumper; for jumper slot; 3-way; insulated; red

Item No.: 859-403/000-029

Jumper; for jumper slot; 3-way; insulated; yellow



Item No.: 859-404/000-006

Jumper; for jumper slot; 4-way; insulated; blue

Item No.: 859-404

Jumper; for jumper slot; 4-way; insulated; light gray

Item No.: 859-404/000-005

Jumper; for jumper slot; 4-way; insulated; red

Item No.: 859-404/000-029

Jumper; for jumper slot; 4-way; insulated; yellow



Item No.: 859-405/000-006

Jumper; for jumper slot; 5-way; insulated; blue

Item No.: 859-405

Jumper; for jumper slot; 5-way; insulated; light gray

Item No.: 859-405/000-005

Jumper; for jumper slot; 5-way; insulated; red

Item No.: 859-405/000-029

Jumper; for jumper slot; 5-way; insulated; yellow



Item No.: 859-406/000-006

Jumper; for jumper slot; 6-way; insulated; blue

Item No.: 859-406

Jumper; for jumper slot; 6-way; insulated; light gray

Item No.: 859-406/000-005

Jumper; for jumper slot; 6-way; insulated; red

Item No.: 859-406/000-029

Jumper; for jumper slot; 6-way; insulated; signal yellow



Item No.: 859-407/000-006

Jumper; for jumper slot; 7-way; insulated; blue

Item No.: 859-407

Jumper; for jumper slot; 7-way; insulated; light gray

Item No.: 859-407/000-005

Jumper; for jumper slot; 7-way; insulated; red

Item No.: 859-407/000-029

Jumper; for jumper slot; 7-way; insulated; yellow



Item No.: 859-408/000-006

Jumper; for jumper slot; 8-way; insulated; blue

Item No.: 859-408

Jumper; for jumper slot; 8-way; insulated; light gray

Item No.: 859-408/000-005

Jumper; for jumper slot; 8-way; insulated; red

Item No.: 859-408/000-029

Jumper; for jumper slot; 8-way; insulated; yellow



Item No.: 859-409/000-006

Jumper; for jumper slot; 9-way; insulated; blue

Item No.: 859-409

Jumper; for jumper slot; 9-way; insulated; light gray

Item No.: 859-409/000-005

Jumper; for jumper slot; 9-way; insulated; red

Item No.: 859-409/000-029

Jumper; for jumper slot; 9-way; insulated; yellow

1.1.4 Marking

1.1.4.1 Marker



Item No.: 2009-145

Mini-WSB In-line; for Smart Printer; 1700 pieces on roll; stretchable 5 - 5.2 mm; plain; snap-on type; white



Item No.: 248-502

Mini-WSB marking card; as card; MARKED; 1 ... 10 (10x); not stretchable; Horizontal marking; snap-on type; white



Item No.: 248-503

Mini-WSB marking card; as card; MARKED; 11 ... 20 (10x); not stretchable; Horizontal marking; snap-on type; white



Item No.: 248-504

Mini-WSB marking card; as card; MARKED; 21 ... 30 (10x); not stretchable; Horizontal marking; snap-on type; white



Item No.: 248-506

Mini-WSB marking card; as card; MARKED; 41 ... 50 (10x); not stretchable; Horizontal marking; snap-on type; white



Item No.: 248-501

Mini-WSB marking card; as card; not stretchable; plain; snap-on type; white

1.1.4.2 Marking device



Item No.: 210-110

Fiber-tip pen

1.1.5 Test and measurement

1.1.5.1 Testing accessories



Item No.: 859-500

WAGO Test pin; 1 mm Ø; 30 V AC / 60 V DC; CAT0; 1 A; 10 mm uninsulated; Test lead for soldering up to 0,5mm²

1.1.6 Tool

1.1.6.1 Operating tool




Item No.: 210-720

Operating tool; Blade: 3.5 x 0.5 mm; with a partially insulated shaft; multicoloured


Installation Notes

Conductor termination



Conductor termination

Commoning



Easy commoning using adjacent jumpers

Marking



Marking via Mini-WSB Quick Marking System