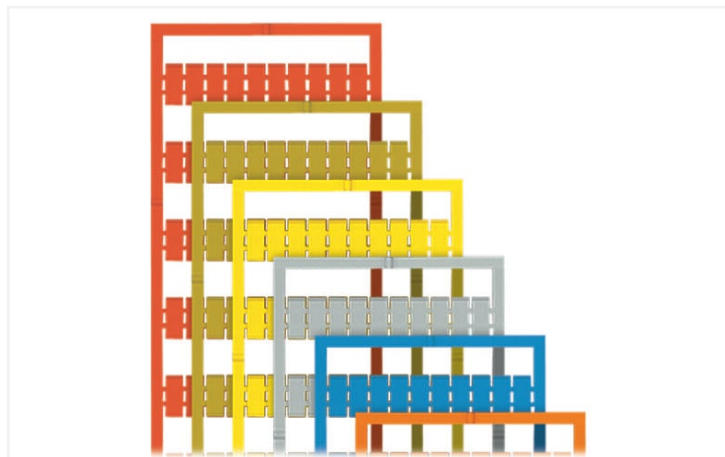


## Data Sheet | Item Number: 793-501/000-005

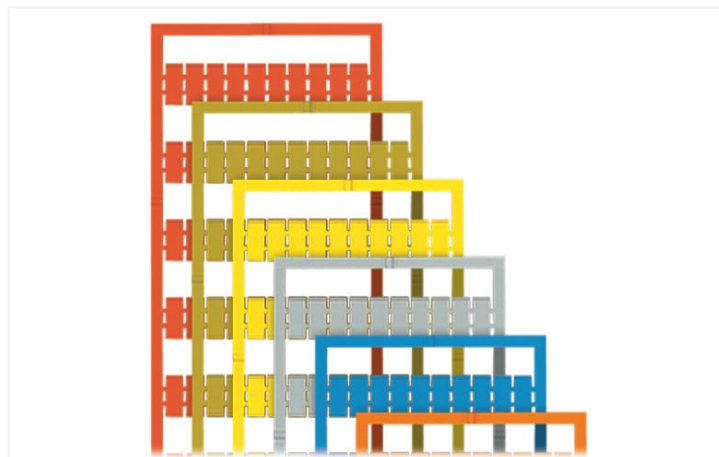
WMB marking card; as card; not stretchable; plain; snap-on type; red

<https://www.wago.com/793-501/000-005>



Color: ■ red

Similar to illustration



Similar to illustration

### Custom Marking

These markers can also be conveniently customized using our WAGO Configurator Smart Designer. Simply click on the "Configure" button on the right, and label the markers as needed. Before ordering, you must register the configurator.

For re-orders, use the provided item number; this number can also be found in your software projects.

Have questions about the WAGO Configurator Smart Designer?  
Please email them to [smart.designer@wago.com](mailto:smart.designer@wago.com).

### Technical data

Marking method	Plotting
Marking	plain
Delivery form	Marker card
Delivery form configuration	10 strips with 10 markers per card
Flammability class per UL94	V2

### Physical data

Marker/strip width	5 mm
Marker width	5 mm

### Mechanical data

Smear resistance	EN 60998-1:2004
------------------	-----------------

### Material data

Color	red
UV resistance	EN 60068-2-5:2010 Procedure B
Halogen-free	Yes
Weight	9 g
Fire load	0.27 MJ

Commercial data	
Product Group	2 (Terminal Block Accessories)
eCl@ss 10.0	27-14-11-37
eCl@ss 9.0	27-14-11-37
ETIM 8.0	EC000761
ETIM 7.0	EC000761
PU (SPU)	5 pcs
Packaging type	Bag
Country of origin	DE
GTIN	4055143696456
Customs tariff number	39269097900

Environmental Product Compliance	
RoHS Compliance Status	Compliant, No Exemption

## Downloads

Environmental Product Compliance	
Compliance Search	
Environmental Product Compliance 793-501/000-005	<a href="#">↓</a>





## Documentation

Bid Text			
793-501/000-005	19.02.2019	xml 2.65 KB	<a href="#">↓</a>
793-501/000-005	28.11.2018	doc 23.50 KB	<a href="#">↓</a>


## CAD/CAE-Data

CAE data	
EPLAN Data Portal 793-501/000-005	<a href="#">↓</a>

## Installation Notes

Application			
			
Separating a strip from the WMB or WMB marker card.	Stretching a WMB marker strip.	Separating an individual marker from the WMB marker strip – for larger terminal blocks.	Snapping a marking strip into the marker slot.

Marking



Snapping a WMB marker strip into the marker slot of the double marker carrier.



Snapping a marking strip into the marker slot.