

Color:  white

Custom Marking

These markers can also be conveniently customized using our WAGO Configurator Smart Designer. Simply click on the "Configure" button on the right, and label the markers as needed. Before ordering, you must register the configurator.

For re-orders, use the provided item number; this number can also be found in your software projects.

Have questions about the WAGO Configurator Smart Designer?  
Please email them to [smart.designer@wago.com](mailto:smart.designer@wago.com) .

Technical data	
Marking method	Plotting
Marking	plain
Delivery form	Marker card
Delivery form configuration	10 strips with 10 markers per card
Flammability class per UL94	V2

Physical data	
Marker/strip width	4 ... 4.2 mm
Marker width	4 mm

Mechanical data	
Smear resistance	EN 60998-1:2004

Material data	
Color	white
UV resistance	EN 60068-2-5:2010 Procedure B
Halogen-free	Yes
Weight	7.2 g
Fire load	0.215 MJ



Commercial data	
Product Group	2 (Terminal Block Accessories)
eCl@ss 10.0	27-14-11-37
eCl@ss 9.0	27-14-11-37
ETIM 8.0	EC000761
ETIM 7.0	EC000761
PU (SPU)	5 pcs
Packaging type	Bag
Country of origin	DE
GTIN	4044918804851
Customs tariff number	39269097900

Environmental Product Compliance	
RoHS Compliance Status	Compliant,No Exemption

Downloads

Environmental Product Compliance

Compliance Search

Environmental Product Compliance 793-4501


↓

Documentation			
Bid Text			
793-4501	19.02.2019	xml 2.61 KB	↓
793-4501	19.09.2017	doc 23.50 KB	↓


CAD/CAE-Data	
CAE data	
EPLAN Data Portal 793-4501	↓

Installation Notes


Application




Separating a strip from the WMB or WMB marker card.



Stretching a WMB marker strip.



Separating an individual marker from the WMB marker strip – for larger terminal blocks.



Snapping a marking strip into the marker slot.

Marking



Snapping a WMB marker strip into the marker slot of the double marker carrier.



Snapping a marking strip into the marker slot.