

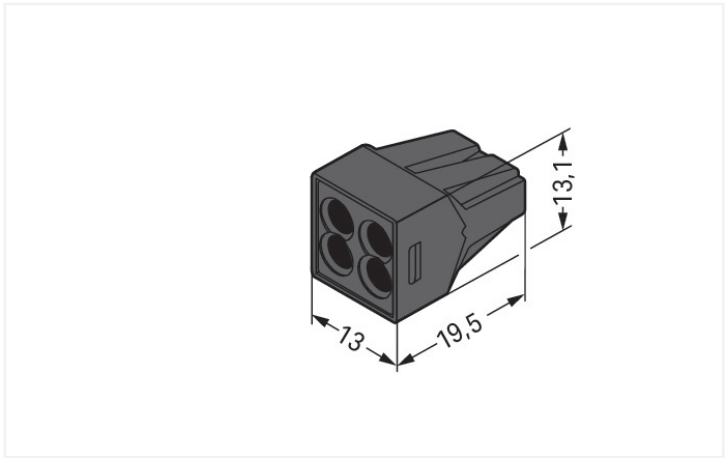
Data Sheet | Item Number: 773-514

PUSH WIRE® splicing connector; for solid and stranded conductors; max. 2.5 mm²; 4-conductor; Black housing; black cover; Max. surrounding air temperature: 105 °C; 2,50 mm²; black

<https://www.wago.com/773-514>



Color: ■ black



Dimensions in mm

Notes

Sicherheitshandhabungshinweis

Safety information

Attention: Observe operating instructions, danger to life and limb!

- Only to be used by electricians!
- Do not work under voltage/load!
- Use only for proper use!
- Observe national regulations/standards/guidelines!
- Observe technical specifications for the products!
- Observe the number of permissible potentials!
- Do not use damaged/dirty components!
- Observe conductor types, cross-sections and strip lengths!
- Insert conductor until it hits the product's backstop!
- Use original accessories!

To be sold only with installation instructions!

in grounded power lines

Electrical data			
Ratings per	IEC/EN 60664-1		
Overvoltage category	III	III	II
Pollution degree	3	2	2
Nominal voltage	-	-	400 V
Rated surge voltage	-	-	4 kV
Rated current	-	-	24 A

Connection data		Connection 1	
Connection points	4	Connection technology	PUSH WIRE®
Total number of potentials	1	Actuation type	Push-in
		Connectable conductor materials	Copper Aluminum



Connection 1

Connectable conductor materials (note)	<p><b>Terminating Aluminum Conductors (Not for use in North America)</b></p> <p>WAGO spring clamp terminal blocks are suitable for solid aluminum conductors up to 4 mm²/12 AWG if WAGO "Alu-Plus" Contact Paste <a href="#">249-130</a> is used for termination.</p> <p>"Alu-Plus" Contact Paste Advantages:</p> <ul style="list-style-type: none"><li>• Automatically destroys the oxide film during clamping.</li><li>• Prevents fresh oxidation at the clamping point.</li><li>• Prevents electrolytic corrosion between aluminum and copper conductors (in the same terminal block).</li><li>• Provides long-term protection against corrosion.</li></ul> <p>For spring clamp connections with PUSH WIRE® connection technology, <b>WAGO recommends that the aluminum conductor first be cleaned</b> and then immediately inserted into the clamping unit filled with "Alu-Plus" contact paste.</p> <p>It is also possible to apply WAGO "Alu-Plus" <b>additionally</b> on the whole surface of the aluminum conductor before termination.</p> <p>Please note that the nominal currents must be adapted to the reduced conductivity of the aluminum conductors::</p> <p>2.5 mm² = 16 A 4 mm² = 22 A</p>
Solid conductor	0.75 ... 2.5 mm² / 18 ... 12 AWG
Stranded conductor	1.5 ... 2.5 mm² / 16 ... 12 AWG
Strip length	12 mm / 0.47 inches
Wiring direction	Side-entry wiring

Physical data	
Width	13 mm / 0.512 inches
Height	13.1 mm / 0.516 inches
Depth	19.5 mm / 0.768 inches

Material data	
Note (material data)	<a href="#">Information on material specifications can be found here</a>
Color	black
Cover color	black
Flammability class per UL94	V2
Fire load	0 MJ
Weight	2.1 g



Environmental requirements	
Ambient temperature (operation)	+60 °C
Continuous operating temperature	150 °C

Commercial data	
Product Group	7 (Push Wire Conn.)
eCl@ss 10.0	27-14-11-04
eCl@ss 9.0	27-14-11-04
ETIM 8.0	EC000446
ETIM 7.0	EC000446
PU (SPU)	100 pcs
Packaging type	Box
Country of origin	CN
GTIN	4045454259433
Customs tariff number	85369010000

Environmental Product Compliance	
RoHS Compliance Status	Compliant,No Exemption

Approvals / Certificates

General approvals



Approval	Standard	Certificate Name
CSA DEKRA Certification B.V.	C22.2	15411 (LR46759)
UL UL International Germany GmbH	UL 486C	E69654

Downloads





Environmental Product Compliance

Compliance Search	
Environmental Product Compliance 773-514	<a href="#">↓</a>

Documentation

Bid Text			
773-514	17.05.2017	doc 25.00 KB	<a href="#">↓</a>
773-514	19.02.2019	xml 3.11 KB	<a href="#">↓</a>
ausschreiben.de 773-514			<a href="#">↓</a>



CAD/CAE-Data	
CAD data	CAE data
2D/3D Models 773-514	EPLAN Data Portal 773-514
	
	WSCAD Universe 773-514
	
	ZUKEN Portal 773-514
	

1 Compatible Products
1.1 Optional Accessories
1.1.1 Mounting adapter
1.1.1.1 Mounting accessories



**Item No.: 773-332**  
Mounting carrier; 773 Series - 2.5 mm² / 4 mm² / 6 mm²; for DIN-35 rail mounting/ screw mounting; orange

1.1.2 Tool
1.1.2.1 "Alu-Plus" contact paste



**Item No.: 249-130**  
Syringe; Contents: 20 ml Alu-Plus contact paste