

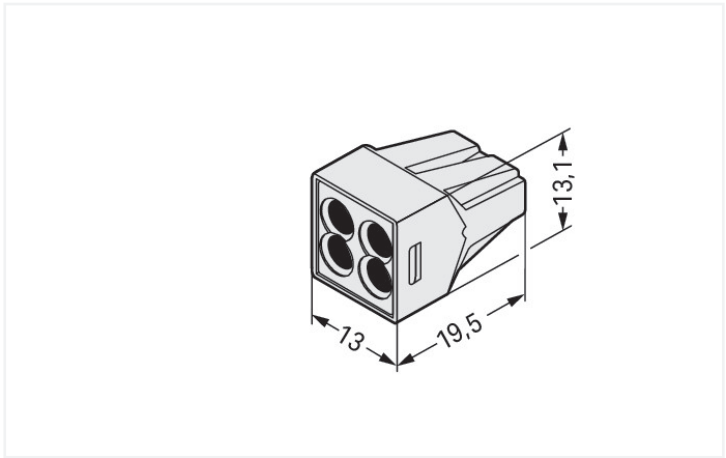
Data Sheet | Item Number: 773-494

PUSH WIRE® splicing connector; for solid and stranded conductors; for Ex applications; max. 2.5 mm²; 4-conductor; light gray housing; light gray cover; Surrounding air temperature: max 60°C; 2,50 mm²; light gray

<https://www.wago.com/773-494>



Color: ■ light gray



Dimensions in mm

Notes

Sicherheitshandhabungshinweis

Safety information 2

Attention: Observe operating instructions, danger to life and limb!

- Only to be used by electricians!
- Do not work under voltage/load!
- Use only for proper use!
- Observe national regulations/standards/guidelines!
- Observe technical specifications for the products!
- Observe the number of permissible potentials!
- Do not use damaged/dirty components!
- Observe conductor types, cross-sections and strip lengths!
- Insert conductor until it hits the product's backstop!
- Use original accessories!

To be sold only with installation instructions!

To be used only in conjunction with a mounting carrier (773-331).

Electrical data					Ex information	
Ratings per		EN 60079				
Overvoltage category		III	III	II	Rated voltage EN (Ex e II)	550 V
Pollution degree		3	2	2	Note (rated voltage)	275 V at a distance < 10 mm to parts of other potentials
Nominal voltage		-	-	-	Rated current (Ex e II)	24 A
Rated surge voltage		-	-	-		
Rated current		-	-	-		

Connection data			Connection 1	
Connection points	4		Connection technology	PUSH WIRE®
Total number of potentials	1		Actuation type	Push-in
			Connectable conductor materials	Copper Aluminum



Connection 1

Connectable conductor materials (note)	<p>Terminating Aluminum Conductors (Not for use in North America)</p> <p>WAGO spring clamp terminal blocks are suitable for solid aluminum conductors up to 4 mm²/12 AWG if WAGO "Alu-Plus" Contact Paste 249-130 is used for termination.</p> <p>"Alu-Plus" Contact Paste Advantages:</p> <ul style="list-style-type: none">• Automatically destroys the oxide film during clamping.• Prevents fresh oxidation at the clamping point.• Prevents electrolytic corrosion between aluminum and copper conductors (in the same terminal block).• Provides long-term protection against corrosion. <p>For spring clamp connections with PUSH WIRE® connection technology, WAGO recommends that the aluminum conductor first be cleaned and then immediately inserted into the clamping unit filled with "Alu-Plus" contact paste.</p> <p>It is also possible to apply WAGO "Alu-Plus" additionally on the whole surface of the aluminum conductor before termination.</p> <p>Please note that the nominal currents must be adapted to the reduced conductivity of the aluminum conductors::</p> <p>2.5 mm² = 16 A 4 mm² = 22 A</p>
Solid conductor	0.75 ... 2.5 mm² / 18 ... 14 AWG
Stranded conductor	0.75 ... 2.5 mm² / 16 ... 12 AWG
Strip length	12 mm / 0.47 inches
Wiring direction	Side-entry wiring

Physical data	
Width	13 mm / 0.512 inches
Height	13.1 mm / 0.516 inches
Depth	19.5 mm / 0.768 inches



Material data	
Note (material data)	Information on material specifications can be found here
Color	light gray
Cover color	light gray
Flammability class per UL94	V2
Fire load	0.053 MJ
Weight	2.4 g







Environmental requirements	
Ambient temperature (operation)	+60 °C
Continuous operating temperature	105 °C

Commercial data	
Product Group	7 (Push Wire Conn.)
eCl@ss 10.0	27-14-11-04
eCl@ss 9.0	27-14-11-04
ETIM 8.0	EC000446
ETIM 7.0	EC000446
PU (SPU)	1000 (100) pcs
Packaging type	Box
Country of origin	CN
GTIN	4055143026512
Customs tariff number	85369010000

Environmental Product Compliance	
RoHS Compliance Status	Compliant, No Exemption

Approvals / Certificates					
General approvals			Approvals for hazardous areas		
					
Approval	Standard	Certificate Name	Approval	Standard	Certificate Name
UL UL International Germany GmbH	UL 486C	E69654	ATEX UL International Demko A/S	EN 60079	DEMKO 03 ATEX 131845U Rev. 1 (II 2 G Ex e IIC Gb)
			EAC Brjansker Zertifizierungsstelle	TP TC 012/2011	RU C-DE.AM02. B.00127/19 (Ex e IIC Gb U)

Downloads	
Environmental Product Compliance	
Compliance Search	
Environmental Product Compliance 773-494	

Documentation			
Bid Text			
773-494	19.02.2019	xml 3.15 KB	
773-494	17.05.2017	doc 25.00 KB	
ausschreiben.de 773-494			



CAD/CAE-Data	
CAD data	CAE data
2D/3D Models 773-494	EPLAN Data Portal 773-494
	WSCAD Universe 773-494
	ZUKEN Portal 773-494

1 Compatible Products
1.1 Optional Accessories
1.1.1 Mounting adapter
1.1.1.1 Mounting accessories



Item No.: 773-331
Mounting carrier; for Ex applications; 773 Series - 2.5 mm² / 6 mm²; for DIN-35 rail mounting/screw mounting; light gray