

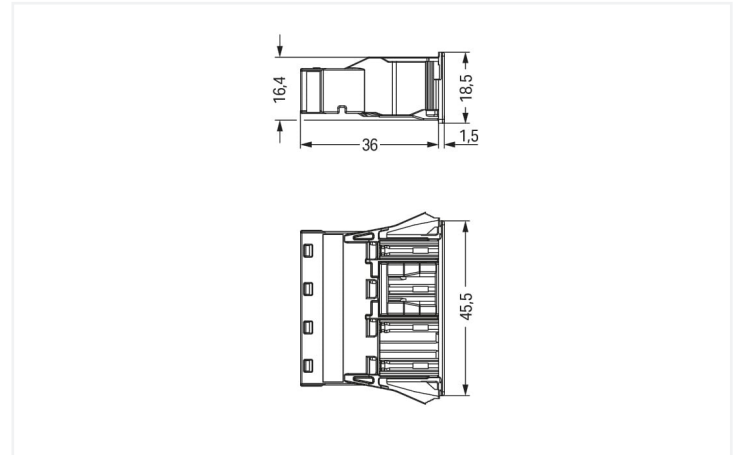
Data Sheet | Item Number: 770-704

Snap-in socket; 4-pole; Cod. A; 4,00 mm²; black

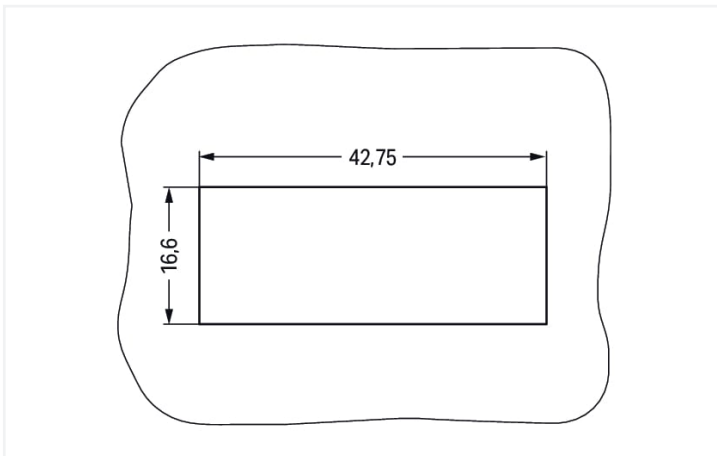
<https://www.wago.com/770-704>



Color: ■ black



Dimensions in mm



Dimensions in mm

Plate thickness: 0.5 ... 2 mm

Cutout tolerance: + 0.1 mm

Please note!

Female connector/socket *WINSTA*® MIDI rated current 25 A

Use effective pluggable connections instead of laborious screw connections: With the *WINSTA*® MIDI female connector/socket with protection type IP20. On PCBs, in control cabinets or for connecting lights – pluggable installation connectors from WAGO allow you to make connections according to an enormous variety of requirements in seconds. The color coding and mechanical coding of the pluggable installation connector ensure error-free installation of the individual components – including protection against mismatching. The pluggable installation connector offers touch-proof protection with live components in accordance with protection type IP20 (When mated: IP2xC (These compact connectors are not designed for use in open, easily accessible areas!)). Thanks to the color coding and mechanical A coding of *WINSTA*® MIDI pluggable installation connectors, you can clearly distinguish different circuits. This pluggable installation connector can be used for electrical currents up to 25 A. Thus the product is ideally suitable for high power loads. *WINSTA*® MIDI with Push-in CAGE CLAMP® spring pressure connection technology is found in a variety of projects you can use for quick, easy and maximally flexible electrical installation.

Push-in CAGE CLAMP® spring pressure connection technology – pluggable installation instead of laborious screw connections!

The *WINSTA*® Pluggable Connection System is perfectly tailored to the very strict requirements of building installation. It makes electrical installation pluggable, and consequently faster, more reliable, and error-free. Using this pre-assembled system decreases time spent on assembly and errors during installation at the construction site. Take advantage of the pluggable version of our maintenance-free spring pressure connection technology too! Plan your installation with with protection type IP20 from WAGO.

- pluggable installation connectors with protection against mismatching
- pre-assembled versions
- with A coding for use in many general mains applications
- exact dimensions
- convenient installation and commissioning



Notes	
Note	The snap-in connectors must be relieved of tensile and transverse forces. A surface finish can influence the edge radius of the cutouts. This may affect the snap-in socket fit, so ensure an adequate fit before use. In addition, the punched edge should be on the inside for punched cutouts. The wings of the snap-in connectors must not be mechanically stressed for a long period before use (e.g., due to a pre-locking position).

Electrical data				
Ratings per		IEC/EN 60664-1		
Overvoltage category	III	III	II	
Pollution degree	3	2	2	
Nominal voltage	400 V	-	-	
Rated surge voltage	6 kV	-	-	
Rated current	25 A	-	-	

Approvals per		UL 1977
Rated voltage		600 V
Rated current		23 A

General information	
Note on contact resistance	approx. 1 mΩ of contact resistance approx. 0.25 mΩ contact transition plug/ socket

Connection data		
Connection points	8	
Total number of potentials	4	

Connection 1	
Connection technology	Push-in CAGE CLAMP®
Actuation type	Operating tool Push-in
Nominal cross-section	4 mm² / 12 AWG
Solid conductor	0.5 ... 4 mm² / 20 ... 12 AWG
Solid conductor; push-in termination	1.5 ... 4 mm² / 16 ... 12 AWG
Stranded conductor	0.5 ... 2.5 mm² / 20 ... 14 AWG
Fine-stranded conductor	0.5 ... 4 mm² / 20 ... 12 AWG
Fine-stranded conductor; with insulated ferrule	0.25 ... 1.5 mm² / 20 ... 16 AWG
Fine-stranded conductor; with uninsulated ferrule	0.25 ... 2.5 mm² / 20 ... 14 AWG
Fine-stranded conductor; with ferrule; push-in termination	1.5 mm² / 16 AWG
Strip length	9 mm / 0.35 inches
Pole number	4
Conductor entry direction to mating direction	0 °

Physical data	
Pin spacing	10 mm / 0.394 inches
Width	45.5 mm / 1.791 inches
Height	18.5 mm / 0.728 inches
Depth	37.5 mm / 1.476 inches



Mechanical data		
Application	General mains applications	
Coding	A	
Variable coding	Yes	
Marking	N 2/L 1/L'	
Potential marking	N 2/L 1/L'	
Mating force of a plug-in connection	approx. 20 ... 70 N (depending on pole number)	
Retention force of a plug-in connection	Locked: > 80 N	
Unmating force of a plug-in connection	Unlocked: approx. 20 ... 70 N (depending on pole number)	
Number of mating cycles	200, without resistive load	
Housing sheet thickness	0.5 ... 2 mm / 0.02 ... 0.079 inches	
Mounting type	Snap-in flange	
Protection type	IP20; When mated: IP2xC (These compact connectors are not designed for use in open, easily accessible areas!)	

Plug-in connection		
Contact type (pluggable connector)	Female connector/socket	
Connector (connection type)	for conductor	
Mismating protection	Yes	
Note on mismating protection	All <i>WINSTA</i> ® components are 100% protected against mismating when: a.) plugging different numbers of poles b.) plugging while rotated 180 c.) plugging while laterally staggered d.) plugging one pole	
Locking lever	Yes	
Locking of plug-in connection	Locking lever	
Note on locking system	All connectors for mounted installations (snap-in versions for lighting fixtures or devices, all types of PCB and distribution connectors) are factory-equipped with locking levers to ensure plugs and sockets are securely locked. Additional locking levers are only required for flying leads (plug/socket).	

Material data		
Note (material data)	Information on material specifications can be found here	
Color	black	
Insulation material	Polyamide (PA66)	
Flammability class per UL94	V0	
Clamping spring material	Chrome-nickel spring steel (CrNi)	
Contact material	Copper or copper alloy; surface-treated	
Contact plating	Tin	
Fire load	0.201 MJ	
Weight	15.7 g	




Environmental requirements		
Processing temperature	-5 ... +40 °C	
Continuous operating temperature	-35 ... +85 °C	
Note on continuous operating temperature	Insulating parts for temperatures ≤ 105 °C	






Commercial data		
Product Group	20 (Winsta)	
eCl@ss 10.0	27-44-06-02	
eCl@ss 9.0	27-44-06-02	
ETIM 8.0	EC002566	
ETIM 7.0	EC002566	
PU (SPU)	100 pcs	
Packaging type	Box	
Country of origin	DE	
GTIN	4044918252584	
Customs tariff number	85366990990	

Environmental Product Compliance		
RoHS Compliance Status	Compliant, No Exemption	

Approvals / Certificates

General approvals			Declarations of conformity and manufacturer's declarations		
  			Approval	Standard	Certificate Name
CCA DEKRA Certification B.V.	EN 61535	71-123228	EU-Declaration of Confor- mity WAGO GmbH & Co. KG	-	-
CCA DEKRA Certification B.V.	IEC 61535	NL -84761			
cURus Underwriters Laboratories Inc.	UL 1977	E45171			
cURus Underwriters Laboratories Inc.	UL 1059	E 45172			

Approvals for marine applications

  		
Approval	Standard	Certificate Name
ABS American Bureau of Ship- ping	-	19-HG1868589-PDA
DNV GL Det Norske Veritas, Ger- manischer Lloyd	-	TAE00001Z6
LR Lloyds Register	IEC 61984	LR22429487TA



Downloads

Environmental Product Compliance

Compliance Search

Environmental Product Compliance 770-704

Download icon

Documentation

Bid Text			
770-704	19.02.2019	xml 2.89 KB	Download icon
770-704	08.06.2015	doc 23.00 KB	Download icon

CAD/CAE-Data

CAD data

2D/3D Models 770-704

Download icon

CAE data

EPLAN Data Portal 770-704

Download icon

WSCAD Universe 770-704

Download icon


ZUKEN Portal 770-704

Download icon


1 Compatible Products

1.1 System counterpart

1.1.1 Cable assembly




Item No.: 771-9994/206-101
pre-assembled connecting cable; Eca; Plug/open-ended; 4-pole; Cod. A; H05VV-F 4G 1.5 mm²; 1 m; 1,50 mm²; black




Item No.: 771-9994/006-101
pre-assembled interconnecting cable; Eca; Socket/plug; 4-pole; Cod. A; H05VV-F 4G 1.5 mm²; 1 m; 1,50 mm²; black

1.1.2 Male connector/plug



Item No.: 770-214
Plug; 4-pole; Cod. A; 4,00 mm²; black



Item No.: 770-114
Plug; with strain relief housing; 4-pole; Cod. A; 4,00 mm²; black

1.2 Optional Accessories

1.2.1 Cover

1.2.1.1 Cover



Item No.: 770-201
Lockout cap; 12-pole, separable; for sockets; Plastic; black



Item No.: 770-221
Lockout cap; 12-pole, separable; for sockets; Plastic; white



Item No.: 770-644
Lockout cap; 4-pole; for cutouts; Plastic; black



Item No.: 770-694
Lockout cap; 4-pole; for cutouts; Plastic; white

1.2.2 Tool


1.2.2.1 Operating tool




Item No.: 210-719
Operating tool; Blade: 2.5 x 0.4 mm; with a partially insulated shaft

Installation Notes

Conductor termination



1. Strip length, outer insulation = 35 mm (2-pole), 55 mm (3- to 5-pole)
2. Strip length = 9 mm
3. Extended ground conductor = 8 mm



To terminate fine-stranded conductors, open the clamping unit via screwdriver (2.5 mm blade width) and insert a stripped conductor until it hits the backstop.




Insert the stripped solid conductor until it hits the backstop.



To terminate fine-stranded conductors, open the clamping unit via screwdriver (2.5 mm blade width) and insert a stripped conductor until it hits the backstop.

Conductor removal



To remove the conductor, actuate the clamp via screwdriver (2.5 mm blade width) and pull out the conductor.



Seal unused cutout with lockout cap.