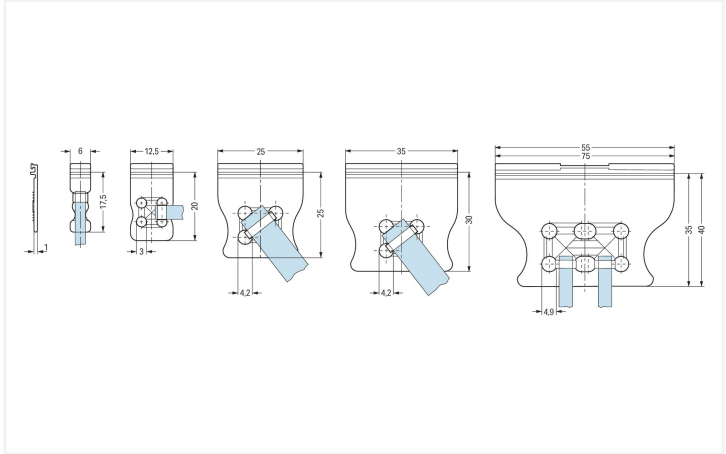




Color: ■ orange



Dimensions in mm
The arrangement of the attachments for cable ties allows single conductors or multi-core cables to be secured in different ways. The width of the cable ties must correspond to the hole dimensions of the strain relief plates shown above.

Physical data	
Width	12.5 mm / 0.492 inches
Height	1.87 mm / 0.074 inches
Depth	22 mm / 0.866 inches

Mechanical data	
Suitable	for standard male and female connectors (3.81 mm; 5.08 mm; 7.62 mm pin spacing)

Material data	
Note (material data)	Information on material specifications can be found here
Color	orange
Fire load	0.008 MJ
Weight	0.3 g

Commercial data	
Product Group	3 (Multi Conn. System)
eCl@ss 10.0	27-44-04-92
eCl@ss 9.0	27-44-04-92
ETIM 8.0	EC002848
ETIM 7.0	EC002848
PU (SPU)	100 (25) pcs
Packaging type	Box
Country of origin	DE
GTIN	4017332404914
Customs tariff number	85389099990



Environmental Product Compliance	
RoHS Compliance Status	Compliant,No Exemption

Approvals / Certificates

Approvals for marine applications



Approval	Standard	Certificate Name
LR Lloyds Register	IEC 61984	96/20035 (E5)

Downloads

Environmental Product Compliance

Compliance Search

Environmental Product Compliance 734-228

Download icon

Documentation

Additional Information


Technical Section	03.04.2019	pdf 2027.26 KB	Download icon
-------------------	------------	-------------------	---------------

CAD/CAE-Data

CAD data	CAE data
2D/3D Models 734-228	ZUKEN Portal 734-228
Download icon	Download icon

Installation Notes

Installation




Strain relief plates for factory or in-the-field assembly

Application



Strain relief plate, for factory assembly
1-conductor female connector, 2.5 mm pin
spacing, light gray,
12-pole, with strain relief plate
733-112/034-000

Application



Strain relief plate, for factory assembly
1-conductor female connector, 2.5 mm pin
spacing, light gray,
2-pole, with strain relief plate
(733-102/032-000)