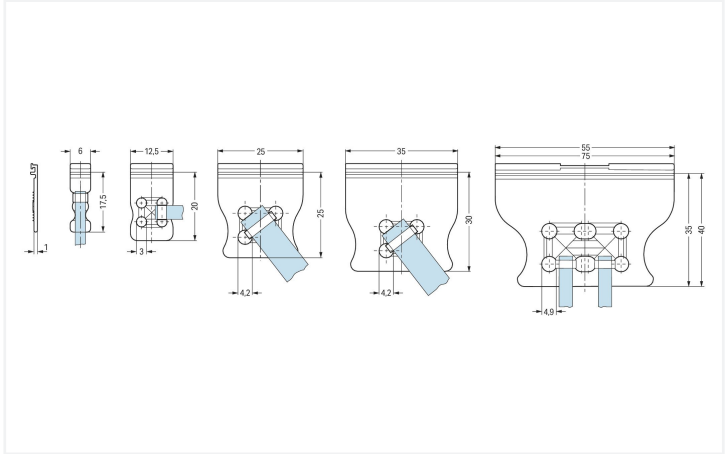




Color: ■ light gray



Dimensions in mm
The arrangement of the attachments for cable ties allows single conductors or multi-core cables to be secured in different ways. The width of the cable ties must correspond to the hole dimensions of the strain relief plates shown above.

| Physical data | |
|---------------|------------------------|
| Width | 6 mm / 0.236 inches |
| Height | 1.87 mm / 0.074 inches |
| Depth | 19.5 mm / 0.768 inches |

| Mechanical data | |
|-----------------|--|
| Suitable | for standard male and female connectors (2.5 mm; 3.5 mm; 5 mm; 7.5 mm pin spacing) |

| Material data | |
|----------------------|--|
| Note (material data) | Information on material specifications can be found here |
| Color | light gray |
| Fire load | 0.004 MJ |
| Weight | 0.1 g |

| Commercial data | |
|-----------------------|------------------------|
| Product Group | 3 (Multi Conn. System) |
| eCl@ss 10.0 | 27-44-04-92 |
| eCl@ss 9.0 | 27-44-04-92 |
| ETIM 8.0 | EC002848 |
| ETIM 7.0 | EC002848 |
| PU (SPU) | 100 (25) pcs |
| Packaging type | Box |
| Country of origin | DE |
| GTIN | 4017332428743 |
| Customs tariff number | 85389099990 |



| Environmental Product Compliance | |
|----------------------------------|------------------------|
| RoHS Compliance Status | Compliant,No Exemption |

Approvals / Certificates

Approvals for marine applications



| Approval | Standard | Certificate Name |
|-----------------------|-----------|------------------|
| LR Lloyds Register | IEC 61984 | 96/20035 (E5) |

Downloads

Environmental Product Compliance

Compliance Search

Environmental Product Compliance 734-127

Download icon

Documentation

Additional Information

| | | | |
|-------------------|------------|-------------------|---------------|
| Technical Section | 03.04.2019 | pdf 2027.26 KB | Download icon |
|-------------------|------------|-------------------|---------------|

CAD/CAE-Data

CAD data

2D/3D Models 734-127

Download icon


CAE data

ZUKEN Portal 734-127

Download icon

Installation Notes

Installation




Strain relief plates for factory or in-the-field assembly

Application



Strain relief plate, for factory assembly
1-conductor female connector, 2.5 mm pin
spacing, light gray,
12-pole, with strain relief plate
733-112/034-000

Application



Strain relief plate, for factory assembly
1-conductor female connector, 2.5 mm pin
spacing, light gray,
2-pole, with strain relief plate
(733-102/032-000)