



## Data Sheet | Item Number: 221-612

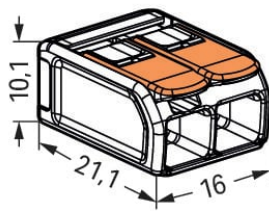
Splicing connector with levers; for all conductor types; max. 6 mm<sup>2</sup>; 2-conductor;  
transparent housing; Surrounding air temperature: max 85°C (T85); 6,00 mm<sup>2</sup>; trans-  
parent

<https://www.wago.com/221-612>



Color: ☐ transparent





Dimensions in mm

Your benefits:

- Ease of use – pull the lever up, insert a conductor and push the lever back down
- Available as 2-, 3- and 5-wire connectors
- Easily terminate conductors from 0.5 to 6 mm²
- Connection of all conductor types
- Time savings for installers and device manufacturers
- Quickly install devices with higher power consumption
- Safely install long cable runs with larger conductor cross sections
- Mounting carrier for installation conforms to standards
- Custom carriers are possible

Notes	
Sicherheitshandhabungshinweis	<div><b>Attention: Observe operating instructions, danger to life and limb!</b></div> <div><ul style="list-style-type: none"><li>• <b>Only to be used by electricians!</b></li><li>• Do not work under voltage/load!</li><li>• Use only for proper use!</li><li>• Observe national regulations/standards/guidelines!</li><li>• Observe technical specifications for the products!</li><li>• Observe the number of permissible potentials!</li><li>• Do not use damaged/dirty components!</li><li>• Observe conductor types, cross-sections and strip lengths!</li><li>• Insert conductor until it hits the product's backstop!</li><li>• Use original accessories!</li></ul></div> <div><b>To be sold only with installation instructions!</b></div>
Safety information	in grounded power lines



Electrical data							
Ratings per				EN 60664			
Overvoltage category	III	III	II				
Pollution degree	3	2	2				
Nominal voltage	-	-	450 V				
Rated surge voltage	-	-	4 kV				
Rated current	-	-	41 A				

Approvals per				UL 486C			
Use group	B	C	D				
Rated voltage	-	600 V	-				
Rated current	-	30 A	-				

Connection data							
Connection points	2						
Total number of potentials	1						

Connection 1	
Connection technology	CAGE CLAMP®
Actuation type	Lever
Connectable conductor materials	Copper
Nominal cross-section	6 mm² / 10 AWG
Solid conductor	0.5 ... 6 mm² / 20 ... 10 AWG
Stranded conductor	0.5 ... 6 mm² / 20 ... 10 AWG
Fine-stranded conductor	0.5 ... 6 mm² / 20 ... 10 AWG
Strip length	12 ... 14 mm / 0.47 ... 0.55 inches
Wiring direction	Side-entry wiring

Physical data	
Width	16 mm / 0.63 inches
Height	10.1 mm / 0.398 inches
Depth	21.1 mm / 0.831 inches

Material data	
Note (material data)	<a href="#">Information on material specifications can be found here</a>
Color	transparent
Cover color	transparent
Insulation material	Polycarbonate (PC)
Flammability class per UL94	V2
Fire load	0.064 MJ
Actuator color	orange
Weight	3 g




Environmental requirements	
Ambient temperature (operation)	+85 °C
Continuous operating temperature	105 °C
Temperature marking per EN 60998	T85






Commercial data		
eCl@ss 10.0		27-14-11-04
eCl@ss 9.0		27-14-11-04
ETIM 8.0		EC000446
ETIM 7.0		EC000446
PU (SPU)		500 (50) pcs
Packaging type		Box
Country of origin		CH
GTIN		4055143704168
Customs tariff number		85369010000

Environmental Product Compliance		
RoHS Compliance Status		Compliant, No Exemption

Approvals / Certificates

General approvals			Declarations of conformity and manufacturer's declarations		
  					
Approval	Standard	Certificate Name	Approval	Standard	Certificate Name
CB DEKRA Certification B.V.	IEC 60998	NL-81003	EU-Declaration of Confor- mity WAGO GmbH & Co. KG	-	-
cULus_Listed_667F Underwriters Laboratories Inc.	UL 486C	E69654	UK-Declaration of Confor- mity WAGO GmbH & Co. KG	-	-
ENEC 05 DEKRA Certification B.V.	EN 60998	71-123784			
UL_Listed_64KA UL International Germany GmbH	UL 467	E201573			

Approvals for marine applications

  		
Approval	Standard	Certificate Name
ABS American Bureau of Ship- ping	EN 60998	18-HG1755093-PDA
DNV GL Det Norske Veritas, Ger- manischer Lloyd	EN 60998	TAE000015T
LR Lloyds Register	EN 60998	LR22207029TA



Downloads

Environmental Product Compliance

Compliance Search

Environmental Product Compliance 221-612

Download icon

Documentation

Bid Text

221-612	19.02.2019	xml 3.47 KB	Download icon
221-612	23.01.2019	docx 15.62 KB	Download icon

ausschreiben.de  
221-612

Download icon

CAD/CAE-Data

CAD data

2D/3D Models 221-612

Download icon

CAE data

EPLAN Data Portal  
221-612

Download icon

ZUKEN Portal 221-612

Download icon

1 Compatible Products

1.1 Optional Accessories

1.1.1 General accessories

1.1.1.1 Moisture protection

1.1.2 Jumper

1.1.2.1 Jumper

1.1.3 Mounting adapter

1.1.3.1 Mounting accessories



**Item No.: 221-510/000-006**  
Mounting carrier; 221 Series - 6 mm²; for DIN-35 rail mounting/screw mounting; blue



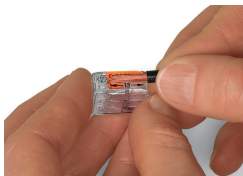
**Item No.: 221-510/000-053**  
Mounting carrier; 221 Series - 6 mm²; for DIN-35 rail mounting/screw mounting; dark gray-yellow




**Item No.: 221-510**  
Mounting carrier; 221 Series - 6 mm²; for DIN-35 rail mounting/screw mounting; orange

Installation Notes


Conductor termination



Strip conductor to 12 ... 14 mm.




Termination: Lift the lever to open the clamping unit and insert a stripped conductor.



Then, lower the lever to close the clamp.

Application



Wiring fine-stranded conductors in junction boxes.



Custom low-voltage lighting system



Lighting distribution in a ceiling canopy



Pendant light connection in a suspended ceiling



COMPACT Splicing Connectors for All Conductor Types (6 mm²), 221 Series