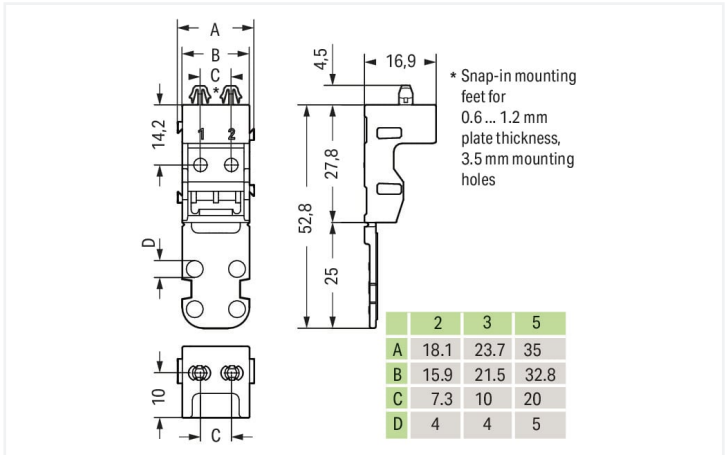


Color: white

Similar to illustration



Dimensions in mm

Physical data

Width	35 mm / 1.378 inches
Height	57.3 mm / 2.256 inches
Depth	16.9 mm / 0.665 inches

Mechanical data

Mounting type	with snap-in mounting foot for vertical mounting
Suitable	for 5-wire connectors (4 mm²)

Material data

Note (material data)	Information on material specifications can be found here
Color	white
Material group	I
Insulation material	Polyamide (PA66)
Flammability class per UL94	V0
Fire load	0.152 MJ
Weight	5.1 g

Commercial data

eCl@ss 10.0	27-14-11-92
eCl@ss 9.0	27-14-11-92
ETIM 8.0	EC002848
ETIM 7.0	EC002848
PU (SPU)	50 (10) pcs
Packaging type	Box
Country of origin	CN
GTIN	4055143640961
Customs tariff number	39269097900



Environmental Product Compliance	
RoHS Compliance Status	Compliant, No Exemption

Downloads	
Environmental Product Compliance	
Compliance Search	
Environmental Product Compliance 221-525	↓

Documentation				
Bid Text				
221-525	19.02.2019	xml	2.73 KB	↓
221-525	04.01.2018	doc	24.00 KB	↓


CAD/CAE-Data	
CAD data	CAE data
2D/3D Models 221-525	EPLAN Data Portal 221-525
↓	↓
	ZUKEN Portal 221-525
	↓

1 Compatible Products
1.1 Optional Accessories
1.1.1 Marking
1.1.1.1 Marking strip



Item No.: 210-833
Marking strips; 25 m on roll; 6 mm wide; plain; Self-adhesive; white

Installation Notes



Inserting a connector into the mounting carrier.

Removing a connector from the mounting carrier.

Conductor termination



Inserting a conductor.



Horizontal screw mounting



Vertical screw mounting



Horizontal mounting via snap-in foot



Vertical mounting via snap-in foot

Strain relief




Use a cable tie to secure the conductors to the strain relief plate.



The strain relief plate can be removed.

Testing



Testing a connector mounted on the carrier via test slot.

Application



Connecting a light to the mains.

Marking



Labeling the mounting carrier.