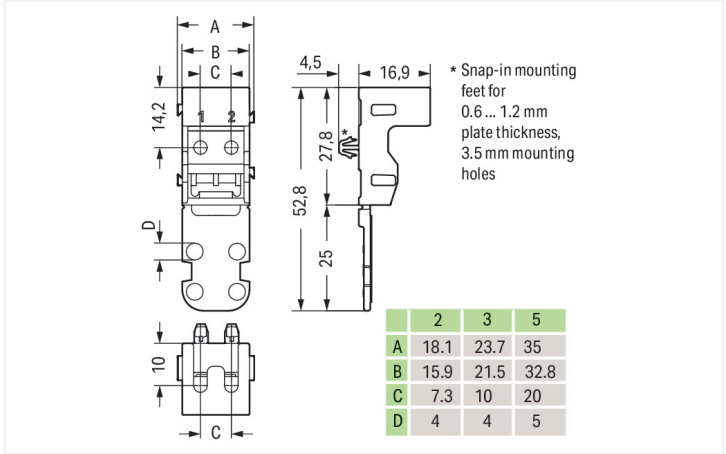


Color: white

Similar to illustration



Dimensions in mm

Physical data	
Width	35 mm / 1.378 inches
Height	21.4 mm / 0.843 inches
Depth	52.8 mm / 2.079 inches

Mechanical data	
Mounting type	with snap-in mounting foot for horizontal mounting
Suitable	for 5-wire connectors (4 mm²)

Material data	
Note (material data)	<a href="#">Information on material specifications can be found here</a>
Color	white
Material group	I
Insulation material	Polyamide (PA66)
Flammability class per UL94	V0
Fire load	0 MJ
Weight	4.9 g

Commercial data	
eCl@ss 10.0	27-14-11-92
eCl@ss 9.0	27-14-11-92
ETIM 8.0	EC002848
ETIM 7.0	EC002848
PU (SPU)	50 (10) pcs
Packaging type	Box
Country of origin	CN
GTIN	4055143640893
Customs tariff number	39269097900



Environmental Product Compliance	
RoHS Compliance Status	Compliant, No Exemption

Downloads	
Environmental Product Compliance	
Compliance Search	
Environmental Product Compliance 221-515	<a href="#">↓</a>

Documentation			
Bid Text			
221-515	19.02.2019	xml 2.73 KB	<a href="#">↓</a>
221-515	04.01.2018	doc 24.00 KB	<a href="#">↓</a>


CAD/CAE-Data	
CAD data	CAE data
2D/3D Models 221-515	EPLAN Data Portal 221-515
<a href="#">↓</a>	<a href="#">↓</a>
	ZUKEN Portal 221-515
	<a href="#">↓</a>

1 Compatible Products
1.1 Optional Accessories
1.1.1 Marking
1.1.1.1 Marking strip



Item No.: 210-833  
Marking strips; 25 m on roll; 6 mm wide; plain; Self-adhesive; white

Installation Notes
--------------------



Inserting a connector into the mounting carrier.

Removing a connector from the mounting carrier.

Conductor termination



Inserting a conductor.



Horizontal screw mounting



Vertical screw mounting



Horizontal mounting via snap-in foot



Vertical mounting via snap-in foot

Strain relief




Use a cable tie to secure the conductors to the strain relief plate.



The strain relief plate can be removed.

Testing



Testing a connector mounted on the carrier via test slot.

Application



Connecting a light to the mains.

Marking



Labeling the mounting carrier.