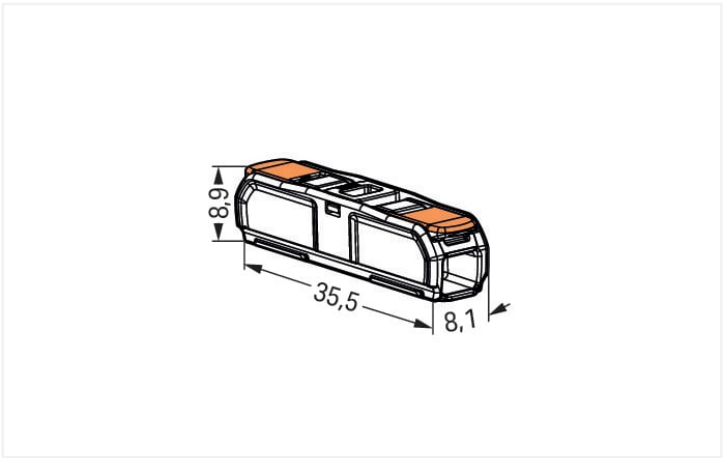



Data Sheet | Item Number: 221-2411

Inline splicing connector with levers; for all conductor types; max. 4 mm²; 2-conductor; transparent housing; Transparent cover; Surrounding air temperature: max 85°C (T85); 4,00 mm²; transparent

<https://www.wago.com/221-2411>



Color: ☐ transparent

- This connector is suitable for worldwide installations.
- Inline connection of solid, stranded and fine-stranded conductors from 0.2 to 4 mm² (24–16 AWG)
 - Slim design saves space in tight areas
 - Tool-free connection and disconnection thanks to convenient lever technology
 - Use a mounting carrier for fixed and multi-pole wiring

Electrical data

Ratings per	EN 60664		
Overvoltage category	III	III	II
Pollution degree	3	2	2
Nominal voltage	-	-	450 V
Rated surge voltage	-	-	4 kV
Rated current	-	-	32 A

Ratings per UL	
Rated voltage UL (Use Group C)	600 V
Rated current UL (Use Group C)	20 A

Connection data

Connection points	2
-------------------	---

Connection 1	
Connection technology	CAGE CLAMP®
Actuation type	Lever
Connectable conductor materials	Copper
Solid conductor	0.2 ... 4 mm² / 20 ... 14 AWG
Stranded conductor	0.2 ... 2.5 mm² / 18 ... 14 AWG
Fine-stranded conductor	0.2 ... 4 mm² / 18 ... 14 AWG
Strip length	11 mm / 0.43 inches



Physical data	
Width	8.1 mm / 0.319 inches
Height	8.9 mm / 0.35 inches
Depth	35.5 mm / 1.398 inches




Material data	
Note (material data)	Information on material specifications can be found here
Color	transparent
Cover color	transparent
Material group	Illa
Insulation material	Polycarbonate (PC)
Flammability class per UL94	V2
Fire load	0.057 MJ
Actuator color	orange
Weight of insulation material	0.84 g
Weight	2.3 g

Environmental requirements	
Continuous operating temperature	-60 ... +105 °C

Commercial data	
ETIM 8.0	EC000446
ETIM 7.0	EC000446
PU (SPU)	600 (60) pcs
Packaging type	Box
Country of origin	CH
GTIN	4066966102666
Customs tariff number	85369010000

Environmental Product Compliance	
RoHS Compliance Status	Compliant, No Exemption

Approvals / Certificates

General approvals		Declarations of conformity and manufacturer's declarations									
<div></div>											
Approval	Standard	Certificate Name									
CCA DEKRA Certification B.V.	EN 60998	NTR NL-7990									
cULus_Listed_667F Underwriters Laboratories Inc.	UL 486C	UL-CA-L69654									
ENEC 05 DEKRA Certification B.V.	EN 60998	71-127529									
		<table><tr><th>Approval</th><th>Standard</th><th>Certificate Name</th></tr><tr><td>EU-Declaration of Confor- mity WAGO GmbH & Co. KG</td><td>-</td><td>-</td></tr><tr><td>UK-Declaration of Confor- mity WAGO GmbH & Co. KG</td><td>-</td><td>-</td></tr></table>	Approval	Standard	Certificate Name	EU-Declaration of Confor- mity WAGO GmbH & Co. KG	-	-	UK-Declaration of Confor- mity WAGO GmbH & Co. KG	-	-
Approval	Standard	Certificate Name									
EU-Declaration of Confor- mity WAGO GmbH & Co. KG	-	-									
UK-Declaration of Confor- mity WAGO GmbH & Co. KG	-	-									



Approvals for marine applications



Approval	Standard	Certificate Name
LR Lloyds Register	EN 60998	LR22207029TA

Downloads

Environmental Product Compliance

Compliance Search
Environmental Product Compliance 221-2411



CAD/CAE-Data

CAD data
2D/3D Models 221-2411



CAE data
EPLAN Data Portal 221-2411
ZUKEN Portal 221-2411



1 Compatible Products

1.1 Optional Accessories

1.1.1 General accessories

1.1.1.1 Moisture protection



[Item No.: 207-1375](#)
Gelbox; Durchgangsverbindung; für Aderleitungen; mit Gel; Serie 221, max. 4mm²-Klemmen; ohne Verbindungsklemmen; Größe 3; grau



[Item No.: 207-1372](#)
Gelbox; inline connection; for cables; with gel; 221 Series; max. 4 mm² connectors; without splicing connectors; Size 1; gray



[Item No.: 207-1373](#)
Gelbox; inline connection; for cables; with gel; 221 Series; max. 4 mm² connectors; without splicing connectors; Size 2; gray

1.1.2 Installation

1.1.2.1 Mounting accessories



[Item No.: 221-2501](#)
Mounting carrier with strain relief; 1-way; for inline splicing connector with lever; for screw mounting; gray



[Item No.: 221-2511](#)
Mounting carrier with strain relief; 1-way; for inline splicing connector with lever; with snap-in mounting foot; gray



[Item No.: 221-2502](#)
Mounting carrier with strain relief; 2-way; for inline splicing connector with lever; for screw mounting; gray



[Item No.: 221-2512](#)
Mounting carrier with strain relief; 2-way; for inline splicing connector with lever; with snap-in mounting foot; gray



[Item No.: 221-2503](#)
Mounting carrier with strain relief; 3-way; for inline splicing connector with lever; for screw mounting; gray



[Item No.: 221-2513](#)
Mounting carrier with strain relief; 3-way; for inline splicing connector with lever; with snap-in mounting foot; gray



[Item No.: 221-2504](#)
Mounting carrier with strain relief; 4-way; for inline splicing connector with lever; for screw mounting; gray



[Item No.: 221-2514](#)
Mounting carrier with strain relief; 4-way; for inline splicing connector with lever; with snap-in mounting foot; gray



1.1.2.1 Mounting accessories



Item No.: 221-2505
Mounting carrier with strain relief; 5-way; for inline splicing connector with lever; for screw mounting; gray



Item No.: 221-2515
Mounting carrier with strain relief; 5-way; for inline splicing connector with lever; with snap-in mounting foot; gray



Item No.: 221-2521
Mounting carrier; 1-way; for inline splicing connector with lever; for screw mounting; gray



Item No.: 221-2531
Mounting carrier; 1-way; for inline splicing connector with lever; with snap-in mounting foot; gray



Item No.: 221-2522
Mounting carrier; 2-way; for inline splicing connector with lever; for screw mounting; gray



Item No.: 221-2532
Mounting carrier; 2-way; for inline splicing connector with lever; with snap-in mounting foot; gray



Item No.: 221-2523
Mounting carrier; 3-way; for inline splicing connector with lever; for screw mounting; gray



Item No.: 221-2533
Mounting carrier; 3-way; for inline splicing connector with lever; with snap-in mounting foot; gray



Item No.: 221-2524
Mounting carrier; 4-way; for inline splicing connector with lever; for screw mounting; gray



Item No.: 221-2534
Mounting carrier; 4-way; for inline splicing connector with lever; with snap-in mounting foot; gray



Item No.: 221-2525
Mounting carrier; 5-way; for inline splicing connector with lever; for screw mounting; gray



Item No.: 221-2535
Mounting carrier; 5-way; for inline splicing connector with lever; with snap-in mounting foot; gray



Item No.: 209-123
Mounting foot with screw; can be screwed on terminal blocks with fixing flange; 6.4 mm wide; gray



Item No.: 209-1116
Mounting foot with screw; for DIN-15 rail; can be screwed on terminal blocks with fixing flange; 6.5 mm wide; gray



Item No.: 209-120
Mounting foot; can be snapped on terminal blocks with snap-in mounting foot; for mounting on relay-modules; 6.4 mm wide; gray



Item No.: 209-1115
Mounting foot; for DIN-15 rail; can be snapped on terminal blocks with snap-in mounting foot; 6.5 mm wide; gray

1.1.3 Marking

1.1.3.1 Marking strip



Item No.: 210-834
Marking strips; on reel; 5 mm wide; plain; Self-adhesive; white

Installation Notes

Conductor termination




Push up the lever to open the clamping unit and insert the conductor.




Push the lever back down.

Installation




Place the inline splicing connector on the carrier in front of the mounting position.




Push the connector to the center position until it snaps into place.


Application



Perfect for test setups



Simple extension of lines



Lighting connection in suspended ceilings



Multi-pole, fixed lighting fixture wiring