



Color: ■ blue

Electrical data			
Ratings per IEC/EN		Ex information	
Nominal voltage (III/3)	800 V	Rated current (Ex e II)	20 A
Rated current	25 A		
Physical data			
Width	8.6 mm / 0.339 inches		
Height	4.1 mm / 0.161 inches		
Depth	19 mm / 0.748 inches		
Jumper assignment	1-2		
Material data			
Note (material data)		<a href="#">Information on material specifications can be found here</a>	
Color	blue		
Fire load	0.007 MJ		
Weight	0.9 g		
Commercial data			
eCl@ss 10.0	27-14-11-40		
eCl@ss 9.0	27-14-11-40		
ETIM 8.0	EC000489		
ETIM 7.0	EC000489		
PU (SPU)	25 pcs		
Packaging type	Bag		
Country of origin	DE		
GTIN	4055143687317		
Customs tariff number	85366990990		



Environmental Product Compliance	
RoHS Compliance Status	Compliant,No Exemption

Approvals / Certificates

Declarations of conformity and manufacturer's declarations



Approval	Standard	Certificate Name
Railway WAGO GmbH & Co. KG	-	Railway Ready

Downloads

Environmental Product Compliance	
Compliance Search	
Environmental Product Compliance 2002-402/000-006	<a href="#">↓</a>

Documentation

Bid Text			
2002-402/000-006	19.02.2019	xml 2.52 KB	<a href="#">↓</a>
2002-402/000-006	27.04.2017	doc 24.00 KB	<a href="#">↓</a>

CAD/CAE-Data

CAD data		CAE data	
2D/3D Models 2002-402/000-006	<a href="#">↓</a>	EPLAN Data Portal 2002-402/000-006	<a href="#">↓</a>
		WSCAD Universe 2002-402/000-006	<a href="#">↓</a>
		ZUKEN Portal 2002-402/000-006	<a href="#">↓</a>

Installation Notes

Commoning



Insert push-in type jumper bar and push down until it hits backstop.



**Removing a push-in type jumper bar:**  
Insert the operating tool between the jumper and partition wall of the dual jumper slots, then lift up the jumper. Place the operating tool in the center of jumpers for up to five contacts (see above), or alternately on both sides for jumpers with more than five contacts.

Commoning




Custom jumpers are created by breaking and removing jumper contacts (2000, 2001, 2002, 2004 Series).



Marking with a felt-tip pen.

Commoning



For example, colored push-in type jumper bars are used with sensor terminal blocks.


Commoning




Stepping down via push-in type jumper bar.



**Stepping down via push-in type jumper bar:**  
Commoning via closed terminal side with end plate allows jumpering over two cross-section sizes, e.g., from 16 mm<sup>2</sup> (6 AWG) to 6 mm<sup>2</sup> (10 AWG) or from 6 mm<sup>2</sup> (10 AWG) to 2.5 mm<sup>2</sup> (14 AWG) (see illustration above).



**Stepping down via push-in type jumper bar:**  
Commoning via open terminal side with end plate allows jumpering over two cross-section sizes for 16 mm<sup>2</sup> (6 AWG) and 10 mm<sup>2</sup> (8 AWG) and one cross-section size for 6/4/2.5 mm<sup>2</sup> (10/12/14 AWG). An example: from 16 mm<sup>2</sup> (6 AWG) to 6 mm<sup>2</sup> (10 AWG) (see illustration above) or from 10 mm<sup>2</sup> (8 AWG) to 4 mm<sup>2</sup> (12 AWG).



**Note:**  
The total current of the outgoing circuits must not exceed the nominal current of the step-down jumper/push-in type jumper bar.