



Color: ■ light gray Similar to illustration

Electrical data			
Ratings per IEC/EN		Ex information	
Nominal voltage (III/3)	800 V	Rated current (Ex e II)	16 A
Rated current	17.5 A		
Physical data			
Width		36.6 mm / 1.441 inches	
Height		4.1 mm / 0.161 inches	
Depth		19 mm / 0.748 inches	
Jumper assignment		1-9	
Material data			
Note (material data)		Information on material specifications can be found here	
Color		light gray	
Fire load		0.018 MJ	
Weight		2 g	
Commercial data			
Product Group		22 (TOPJOB S)	
eCl@ss 10.0		27-14-11-40	
eCl@ss 9.0		27-14-11-40	
ETIM 8.0		EC000489	
ETIM 7.0		EC000489	
PU (SPU)		25 pcs	
Packaging type		Bag	
Country of origin		DE	
GTIN		4055143699709	
Customs tariff number		85366990990	



Environmental Product Compliance	
RoHS Compliance Status	Compliant,No Exemption

Approvals / Certificates

Declarations of conformity and manufacturer's declarations



Approval	Standard	Certificate Name
Railway WAGO GmbH & Co. KG	-	Railway Ready

Downloads

Environmental Product Compliance

Compliance Search

Environmental Product Compliance 2001-439


↓

Documentation			
Bid Text			
2001-439	19.02.2019	xml 2.52 KB	↓
2001-439	27.04.2017	doc 23.50 KB	↓


CAD/CAE-Data	
<div>CAD data</div> <div>2D/3D Models 2001-439</div> <div>↓</div>	<div>CAE data</div> <div>EPLAN Data Portal 2001-439</div> <div>↓</div> <div>WSCAD Universe 2001-439</div> <div>↓</div> <div>ZUKEN Portal 2001-439</div> <div>↓</div>

Installation Notes

Commoning




Insert push-in type jumper bar and push down until it hits backstop.




Removing a push-in type jumper bar:
Insert the operating tool between the jumper and partition wall of the dual jumper slots, then lift up the jumper. Place the operating tool in the center of jumpers for up to five contacts (see above), or alternately on both sides for jumpers with more than five contacts.

Commoning



Custom jumpers are created by breaking and removing jumper contacts (2000, 2001, 2002, 2004 Series).




Marking with a felt-tip pen.


Commoning




Stepping down via push-in type jumper bar.



Stepping down via push-in type jumper bar:
Commoning via closed terminal side with end plate allows jumpering over two cross-section sizes, e.g., from 16 mm² (6 AWG) to 6 mm² (10 AWG) or from 6 mm² (10 AWG) to 2.5 mm² (14 AWG) (see illustration above).



Stepping down via push-in type jumper bar:
Commoning via open terminal side with end plate allows jumpering over two cross-section sizes for 16 mm² (6 AWG) and 10 mm² (8 AWG) and one cross-section size for 6/4/2.5 mm² (10/12/14 AWG). An example: from 16 mm² (6 AWG) to 6 mm² (10 AWG) (see illustration above) or from 10 mm² (8 AWG) to 4 mm² (12 AWG).



Note:
The total current of the outgoing circuits must not exceed the nominal current of the step-down jumper/push-in type jumper bar.