



Color: light gray Similar to illustration

Electrical data			
Ratings per IEC/EN		Ex information	
Nominal voltage (III/3)	800 V	Rated current (Ex e II)	12 A
Rated current	13.5 A		
Physical data			
Width	16.4 mm / 0.646 inches		
Height	4.1 mm / 0.161 inches		
Depth	19 mm / 0.748 inches		
Jumper assignment	1-5		
Material data			
Note (material data)		Information on material specifications can be found here	
Color	light gray		
Fire load	0.01 MJ		
Weight	1 g		
Commercial data			
Product Group	22 (TOPJOB S)		
eCl@ss 10.0	27-14-11-40		
eCl@ss 9.0	27-14-11-40		
ETIM 8.0	EC000489		
ETIM 7.0	EC000489		
PU (SPU)	25 pcs		
Packaging type	Bag		
Country of origin	DE		
GTIN	4055143697255		
Customs tariff number	85366990990		



Environmental Product Compliance	
RoHS Compliance Status	Compliant,No Exemption

Approvals / Certificates

Declarations of conformity and manufacturer's declarations



Approval	Standard	Certificate Name
Railway WAGO GmbH & Co. KG	-	Railway Ready

Downloads

Environmental Product Compliance

Compliance Search

Environmental Product Compliance 2000-435


↓

Documentation			
Bid Text			
2000-435	19.02.2019	xml 2.52 KB	↓
2000-435	27.04.2017	doc 23.50 KB	↓


CAD/CAE-Data	
<div>CAD data</div> <div>2D/3D Models 2000-435</div> <div>↓</div>	<div>CAE data</div> <div>EPLAN Data Portal 2000-435</div> <div>↓</div> <div>WSCAD Universe 2000-435</div> <div>↓</div> <div>ZUKEN Portal 2000-435</div> <div>↓</div>

Installation Notes

Commoning




Insert push-in type jumper bar and push down until it hits backstop.




Removing a push-in type jumper bar:
Insert the operating tool between the jumper and partition wall of the dual jumper slots, then lift up the jumper. Place the operating tool in the center of jumpers for up to five contacts (see above), or alternately on both sides for jumpers with more than five contacts.

Commoning



Custom jumpers are created by breaking and removing jumper contacts (2000, 2001, 2002, 2004 Series).




Marking with a felt-tip pen.


Commoning




Stepping down via push-in type jumper bar.



Stepping down via push-in type jumper bar:
Commoning via closed terminal side with end plate allows jumpering over two cross-section sizes, e.g., from 16 mm² (6 AWG) to 6 mm² (10 AWG) or from 6 mm² (10 AWG) to 2.5 mm² (14 AWG) (see illustration above).



Stepping down via push-in type jumper bar:
Commoning via open terminal side with end plate allows jumpering over two cross-section sizes for 16 mm² (6 AWG) and 10 mm² (8 AWG) and one cross-section size for 6/4/2.5 mm² (10/12/14 AWG). An example: from 16 mm² (6 AWG) to 6 mm² (10 AWG) (see illustration above) or from 10 mm² (8 AWG) to 4 mm² (12 AWG).



Note:
The total current of the outgoing circuits must not exceed the nominal current of the step-down jumper/push-in type jumper bar.